

Seniors 2017-2018



Remind

- To receive messages via text
 - Text **@b73da to 81010**
- To receive messages via email
 - Send email to b73da@mail.remind.com
 - To unsubscribe, reply with 'unsubscribe' in the subject line



What is your plan after high school?

- Two-year college to earn Associate's Degree
- Four-year university to earn Bachelor's Degree
- Technical College
- Certificate / Training Program
- Military
- Employment



Indecisive? Consider these...

- **Interests & abilities**
 - What do you want to study?
- **Career goal**
 - Where do you want to work?
 - What kind of job?
- **Proximity to home**
 - Local? Texas? USA?
- **Cost**
 - How much money will I have to spend to get the proper training?



Resources to help

- www.mynextmove.org
 - Profile your interests
- www.mymajors.com
 - Quiz to determine possible college majors
- www.careerpath.com
 - Career quiz
- www.careeronestop.org
- www.texascaresonline.com
- <http://jobtitled.com>
- www.texashotjobs.org
 - Information on jobs in healthcare industry
- www.careerinfonet.org/skills
- www.mindtools.com
- www.careers.govt.nz/plan-your-career/not-sure-what-to-do/



Austin County College and Career Fair


- Monday, October 2nd
- 8:30-11:00 am
- Austin County Fairgrounds
- Juniors and Seniors will attend
- Universities, community colleges, technical schools, local businesses and industries have been invited to participate
- This is your time to **ASK QUESTIONS!**



College Visits

- Walking on a college campus will help you determine whether the size, location, and personality are right for you.
- ***Call ahead of time and schedule an admissions visit and tour.**
- Will want to visit financial aid, specific department offices, housing, and maybe even sit in on a class in session.
- Stay away from holidays (spring break, Thanksgiving) and testing days (midterms, final exams).





Bellville High School College Visit Policy

- Two absences allowed if proper procedure followed
 - Fall Semester - before December 11th
 - Spring Semester - before May 13th
- Form located in attendance office – Mrs. Blezinger
- Must be signed and turned in **prior** to visit
 - Parent/Guardian
 - Student
 - Principal
- Student must present documentation **upon return** to high school
 - Letterhead of college
 - Signed by college official
 - Stamped with date of visit



EMPLOYMENT

- Complete job applications
- Contact individuals that personally know you and can be references or provide recommendations to potential employer
- Write a resume
- **Helpful Websites:**
 - www.jobs.aol.com/hub/resumes
 - www.careeronestop.org/ResumeGuide.aspx



Fast Fact

- Higher education attainment in young adults, ages 25-34, is associated with higher median earnings.
- Source – U.S. Department of Education, National Center for Education Statistics (2015)
- Reported Average Earnings for Young Adults in Year 2015
 - Bachelor's Degree = \$50,000
 - Associate's Degree = \$37,000
 - High School Diploma = \$30,500
 - No HS Diploma or equivalent = \$25,000



MILITARY



- Contact recruiter for specific branch of military
- Must take ASVAB (Armed Services Vocational Aptitude Battery)



Certificate / Training Programs

- Non-credit courses
- Provide training needs for individuals, businesses, and industry
- Contact agency for application
- Testing done at end of class to attain certificate
- Variety in class offerings
 - Days or evenings
 - Weekdays or weekends



TEXAS SUCCESS INITIATIVE ASSESSMENT

***Designed to determine if a student is ready for college-level course work**

- May be placed in developmental class to improve skills for success in college courses
- TSIA
 - Three core areas: Reading, Math, Writing
- Required for any incoming college student in Texas
- Mandatory Pre-Assessment Activity



TSI REGISTRATION

- Complete online pre-assessment activity and print out certificate when completed
 - www.blinn.edu/testing/pre_assessment.html
- Contact Blinn/Brenham to register for a test day selection
 - (979) 830-4196
- Pay for TSI Assessment
 - Go to Enrollment Services
 - \$45
 - Photo ID required & Pre-Assessment Certificate to purchase
- Bring to test
 - Purchased Test Ticket
 - Test Receipt
 - Photo ID
 - Know your Social Security Number
 - Pre-Assessment Certificate
 - **No** food, drink, cell phones, calculators, backpacks, large purses, hats, caps



TSIA EXEMPTIONS

- **SAT**

- An Evidence-Based Reading and Writing score of 480+ will be exempt from reading and writing testing.
- A Math score of 530+ will be exempt from math testing.

- **ACT**

- Math = 19, English = 19, Composite = 23



COLLEGE ADMISSIONS TESTING

- Standardized tests
- Timed
- Measure academic abilities
- Determine readiness for college-level work
- Used to predict future success in college courses
- Registration takes place online
 - Students required to provide gender information and a photo of themselves upon registering
 - Photo is included on admission ticket, test center roster, and score report sent to school
 - No changes allowed day of test
 - Students must provide high school code
 - **Bellville High School Code 440575**



SAT

- www.sat.collegeboard.org
- **SAT Cost - \$46.00 SAT with Essay (optional) \$60.00**
- Three subjects – Total Testing Time 3 hours (plus 50 minutes for the essay (optional))
 - **Evidence-Based Reading & Writing**
 - Reading 65 minutes; 52 questions
 - Writing and Language 35 minutes; 44 questions
 - **Math (two sections – one with calculator/one without calculator)**
 - 80 minutes; 58 questions
 - **Essay (optional) Given at end of the SAT**
 - 50 minutes; 1 question



SAT

- **Scoring**

- **Total Score**

- Scaled score ranges from **400 to 1600** combining Reading and Writing score and the Math score.
 - Scale ranging from **200 to 800** for Evidence-Based Reading and Writing
 - Scale ranging from **200 to 800** for Math
 - Scale ranging from **2 to 8** on each of three dimensions for essay: Reading, Analysis and Writing Skills. Essay results are reported separately.

- **Penalties - No penalties for guessing**



SAT

Test Date

- October 7, 2017
- November 4, 2017
- December 2, 2017
- March 10, 2018
- May 5, 2018
- June 2, 2018

Deadline

- September 8, 2017
- October 5, 2017
- November 2, 2017
- February 9, 2018
- April 6, 2018
- May 3, 2018



ACT

- www.actstudent.org
- Cost - **\$46.00**
 - With Writing added - **\$62.50**
- Four subjects
 - English
 - 45 minutes; 75 questions
 - Math
 - 60 minutes; 60 questions
 - Reading
 - 35 minutes; 40 questions
 - Science
 - 35 minutes; 40 questions
 - Writing (*OPTIONAL*)
 - 40 minutes



ACT

- **Scoring**

- Each subject score ranges 1-36
- Composite or Total score – Average of the four sections together
- Optional Essay – scores from 2-12

- **Penalties**

- No penalties for wrong answers
- Since incorrect answers do not count against student, always attempt to make an educated guess



ACT

Test Date

- October 28, 2017
- December 9, 2017
- February 10, 2018
- April 14, 2018
- June 9, 2018
- July 14, 2018

Deadline

- September 22, 2017
- November 3, 2017
- January 12, 2018
- March 9, 2018
- May 4, 2018
- June 15, 2018



WEBSITES FOR TESTING PREPARATION

- www.collegeboard.org
- www.actstudent.org
- www.march2success.com
- www.majortests.com
- www.sparknotes.com/testprep/newsat



Begin the Application Process

- Research the college website to determine the appropriate application
- Complete transcript request to send to college
 - Counseling office – **Ms. Lassiter/Fuller**
- Get a calendar to keep track of important dates
 - Scholarships
 - Application
 - Housing
- Create a folder to collect all application documents
 - Keep a copy of everything (letters, emails, etc.)
- Clean up your online image
 - Consider a new email containing your name
 - Pictures/comments posted, along with your email address, give a picture of who you are to admissions offices and scholarship committees





Apply Texas Application

- www.applytexas.org
 - 9 pages (Be patient. Takes time to complete)
- Create an account
 - Username
 - Password
- Select “Research Your Options”
- Then, “Begin Your Search”
- Select a specific college or university from the scroll-down menu
- Click on “Get University Info”
- Specifically check out scholarship information, essays required, application fee, and **DEADLINES!!**



Fall 2018 Deadlines

- **University of Texas**
 - Application, 12-1-17
- **Texas A&M**
 - Application, 12-1-17
- **Sam Houston State**
 - Application, 8-1-18
- **Baylor**
 - Application, 6-15-18
- **Tarleton State**
 - Application, 5-1-18
- **Texas State**
 - Application, 3-1-18
- **Texas Tech**
 - Application, 12-1-17
- **Blinn College**
 - Application, 8-20-18
- **Prairie View A&M**
 - Application, 6-1-18



Essays

- If it says “Optional” - consider it **“Required”**
- Essay writing allows the individuality of a student to shine through
- Students should write from the heart
- Check grammar





BIOGRAPHICAL INFORMATION

pages 1, 2


- Choice of major
- Social security #
- Date of birth and place of birth
- Full, legal name
- US Citizen info
- Address – permanent and physical
- Phone #
- E-mail address



EDUCATIONAL BACKGROUND

page 3

- Will be entering as a freshman for 2018-2019 school year
- High School Code
 - 440575
- Expected graduation date
 - 5-25-18
- Previous college attended
 - Dual Credit – indicate Blinn information



EDUCATIONAL INFORMATION

page 4

- Senior Courses
 - Use exact titles
 - Be sure to indicate whether Dual Credit or AP



TEST SCORES

page 5

- ACT
- SAT
- Scores generally have to be sent directly from the testing company to the university



Submitting the Application

- Once completed
 - Review and save all pages *before* proceeding
 - Can resend later to a different college
 - Check that required items and appropriate essays are completed
 - Read certification statement
 - Pay application fee
 - If student qualifies for Free/Reduced Lunch, may ask for waiver of application fee
 - Click “Submit My Application”



Special Notes ...

- Write down username and password
- Avoid the “back” button
- Applications saved, but not submitted are subject to deletion 90 days after the last save date
- Print copy for your records
- Once submitted, cannot make changes
 - Must contact university admissions office directly
- Should receive confirmation email from ApplyTexas within two hours of submission



COLLEGE APPLICATIONS REVIEWED FROM TWO PERSPECTIVES

- Quantitative

- Rank
- GPA/Grades
- SAT/ACT scores
- Strength of courses taken in high school

- Qualitative

- Organizational involvement
- Leadership roles
- Extracurricular activities
- Community service
- Awards, Honors
- Essays




- College admissions staff make **NO assumptions**
- Must SEE it in writing
- **UT-Austin** recommends an expanded online resume to attach to the application



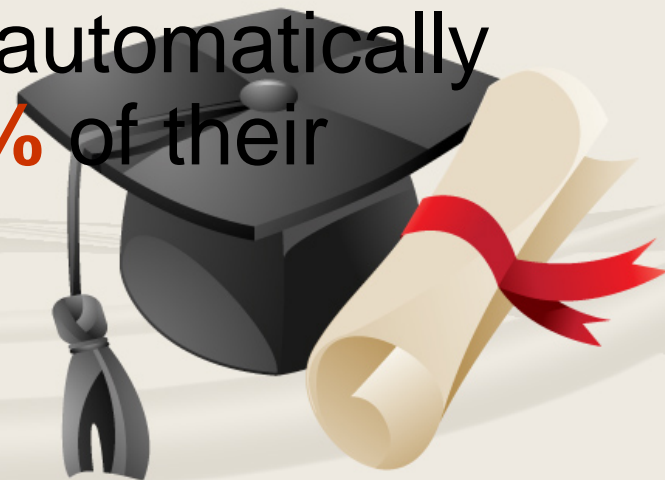
TOP TEN PERCENT RULE

- Texas students in the top ten percent of their graduating class are guaranteed automatic admission to all state-funded universities provided they complete one of the following criteria:
 - Complete the Foundation Plus Endorsement Program
 - Satisfy ACT College Readiness benchmarks or earn at least a 1000 on the SAT
- **Applies only to general admission



EXEMPTION TO THE TOP TEN PERCENT RULE

- Senate Bill 175 changed the Top Ten Percent Rule as it applies to the University of Texas only.
- Each fall, UT-Austin must notify secondary schools of its intentions for the upcoming school year.
- Fall of 2018, UT-Austin will automatically admit students in the **top 7%** of their graduating class.



Bacterial Meningitis

- Texas Senate Bill 1107, effective January 1, 2012 requires all **new**, transfer, & returning students to provide proof of bacterial meningitis vaccination.
- Most colleges and universities warn students that they cannot attend classes on campus without this documentation.



- Final Steps
 - Log in as a prospective student on the college website
 - Checklist of items required
 - Notification of admittance online
 - Upon your final decision, college must receive **confirmation of enrollment for Fall 2018 – BY THE DEADLINE!!**
 - In past years, UT-Austin turned away accepted students in the fall who failed to confirm their plans to attend.



FINANCIAL AID

- Funds used to assist with college expenses for eligible students
- Variety of sources
 - Federal
 - State
 - Institutional
 - Private
- Types
 - Free – Not paid back
 - Scholarships, grants, waivers, exemptions
 - “Self-help”
 - Loans, work-study programs
- Any combination



FAFSA(Free Application for Federal Student Aid) Completion Resources

www.fafsa.gov

FINANCIAL AID TOOLKIT: <http://financialaidtoolkit.ed.gov/tk/>

Completing the FAFSA available at:

<https://studentaid.ed.gov/sites/default/files/2017-18-completing-fafsa.pdf>

Do You Need Money for College?

<https://studentaid.ed.gov/sites/default/files/2017-18-doyou-need-money.pdf>

College Goal Sunday: www.collegegoalsundayusa.org



FAFSA

- Produced by the U.S. Department of Education
- Collects family's personal and financial information used to calculate student's EFC (Expected Family Contribution)
- Available in English and Spanish
- Available in three formats:
 - On-line
 - PDF (Download from www.fafsa.gov)
 - Paper



FAFSA ON THE WEB



The screenshot shows the FAFSA website homepage. At the top, it features the 'Federal Student Aid' logo, the text 'PROUD SPONSOR of the AMERICAN MIND®', and the 'FAFSA® Free Application for Federal Student Aid' logo. Below this is a navigation bar with icons for Home, About Us, FSA ID, StudentAid.gov, and Help, along with a search box and language options for English and Español. A large blue banner reads 'Get help paying for college' and 'Submit a Free Application for Federal Student Aid (FAFSA)'. Below the banner is a collage of diverse students. At the bottom, there are two main sections: 'New to the FAFSA?' with a 'Start A New FAFSA' button, and 'Returning User?' with a list of options (Make a correction, Add a school, View your Student Aid Report (SAR), and more...) and a 'Login' button.

Website: www.fafsa.gov

• 2018-19 FAFSA on the Web available on October 1, 2017

• FAFSA on the Web Worksheet:

• Used as optional “pre-application” checklist



FAFSA ON THE WEB

Good reasons to file electronically:

- Built-in edits to help prevent costly errors
- Simplification: Skip-logic allows student and/or parent to skip unnecessary questions
- Immediate submission of original application and any necessary corrections
- More detailed instructions than space allows on the paper FAFSA
- Help & Live Chat Assistance Options
- Ability to check application status on-line
- Simplified application process in subsequent years



PIN REPLACED BY FSA ID

Students and parents can no longer use PIN

- May 10, 2015 – FSA ID replaced the PIN for student and parent log-ins and signatures
- FSA ID consists of username and password – which increases the security level for the user
- FSA ID needed to log into fafsa.gov, the National Student Loan Data System(NSLDS) at nslds.ed.gov, StudentLoans.gov, StudentAid.gov and Agreement to Serve(ATS) at teach-ats.ed.gov
- Create FSA ID at <https://fsaid.ed.gov/npas/index.htm>
- Students & parents that have current PIN will be able to enter it and link it to their FSA ID to assist with verification of FSA ID



IRS Data Retrieval Tool

- Students completing a 2018-19 FOTW (FAFSA on the Web) will be able to utilize IRS Data Retrieval Tool on October 1, 2017
- Data available in English and Spanish



Frequent FAFSA Errors

- Parent and Student Social Security Numbers
- Divorced/remarried/unmarried but living together parental information-which belongs on the form
- Income earned by parents/stepparents
- Untaxed income
- U.S. income taxes paid
- Household size
- Number of household members in college
- Real estate and investment net worth
- Not signing the FAFSA



Making Corrections

- Corrections to FAFSA data may be made by:
- Using FAFSA on the Web (www.fafsa.gov) if student has a FSA ID
- Updating and mailing paper SAR (Student Aid Report)
- Submitting documentation to school's financial aid office
- Corrections required if “estimated income” used for initial filing
- Consistent messaging sent to use IRS Data Retrieval Tool if data is not transferred during initial submission



Which tax return to use?

- Senior Class of 2017-2018 uses 2016 tax return and FAFSA opens 10/1/17. You will submit the 2018-2019 FAFSA if planning on attending college in the Fall of 2018.



Additional FAFSA Resources

- <http://financialaidtoolkit.ed.gov/tk/>
- Contains documents, videos, power point slides, social media items that can provide FAFSA completion support as well as informational pieces for students/parents.
- Can sort for types of materials, desired audience, calendar timing



Cost of Attendance (COA)

- Direct costs
 - Costs paid to the college
- Indirect costs
 - Personal and other expenses not paid to the college
- COA varies widely from college to college



Expected Family Contribution (EFC)

- An index used to calculate eligibility for aid
- Stays the same regardless of college
- Two components
 - Parent contribution
 - Student contribution

Calculated using FAFSA data and a formula specified by law



Financial Need

$$\begin{aligned} & \text{Cost of Attendance (COA)} \\ - & \text{ Expected Family Contribution (EFC) } \\ = & \text{ **Financial Need** } \end{aligned}$$



Categories of Aid

- Need-based aid
 - Grants
 - Scholarships
 - Work-Study
- Non need-based aid
 - Federal Loans
 - Private Loans



Types of Aid

- Grants
 - Do not need to be repaid
- Scholarships
 - Do not need to be repaid; based on academic achievement, athletic ability, skills, etc.
- Loans
 - Self-help aid that must be paid back
- Work-Study
 - Self help aid that allows students to earn money to help pay for college expenses



Sources of Aid

- Federal government
- States
- Colleges
- Additional sources



Federal Pell Grant

The Federal Pell Grant Program provides need-based grants to low income undergraduate students.

- **Grant amounts depend on the student's:**

- Expected Family Contribution (EFC)

- Enrollment status (full or part-time)

- Attendance status (full academic year or less)

- Pell Grant maximum award per academic year:
\$5,775 (2015-2016)

Maximum award may be subject to change pending
legislative budgetary adjustments



TEACH Grant

The Teacher Education Assistance for College and Higher Education Grant Program (TEACH) provides assistance to students who intend to teach in a public or private elementary or secondary school that serves students from low-income families.

Grant recipients must be:

- Enrolled in an institution that participates in the TEACH Grant Program
- Enrolled in coursework geared towards a career in the field of teaching
- Able to demonstrate certain academic achievements



TEACH Grant (Cont'd)

The Teach Grant:

Is not based on financial needs

Available to both undergraduate and graduate students

Provides the following maximum award \$4,000 (2015-2016)

TEACH Grant recipients must sign an 'Agreement to Serve' which states that the student will:

Teach at least four years in a public or private elementary or secondary school Teach full-time in a high-need field

Teach in a school that serves students from low-income families

If the teaching obligation is not completed, the TEACH Grant **must be repaid** as a Direct Unsubsidized Stafford Loan

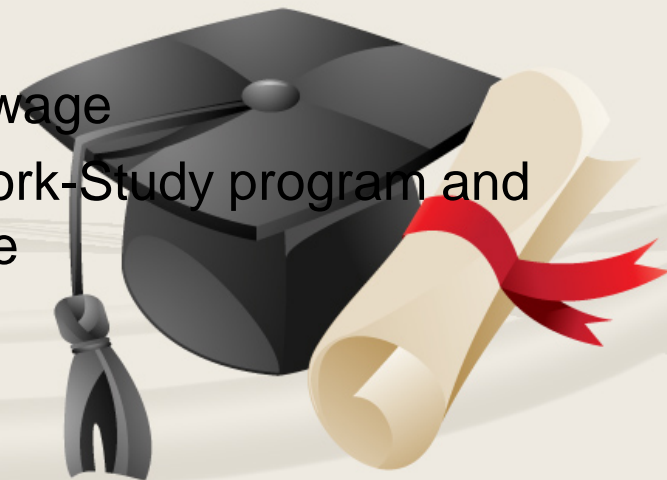


Federal Financial Aid Programs

Work-Study

Provides part-time jobs for undergraduate and graduate students with financial need, allowing them to earn money to help pay education expenses

- Eligible employers (On-campus or off-campus employment)
 - Schools
 - Federal, state or local public agency
 - Private nonprofit organization
 - Community service activities
- Students are paid at least federal minimum wage
- Not all colleges participate in the Federal Work-Study program and funding depends on availability at the college



Direct Stafford Loans

Subsidized Loans

- Government PAYS the borrowers accrued interest while you are attending college and other eligible periods
- **Based on Financial Need**
- Fixed Rate
- Undergraduate students
- Amount: **\$3,500-\$8,000**

Unsubsidized Loans

- The borrower is responsible for the interest for the life of the loan
- **NOT Based on Financial Need**
- Fixed Rate
- Undergraduate and graduate students qualify
- Amount: **\$5,500-\$20,500**



Searching for Scholarships

Federal Sources

- U.S. Department of Education – Students.gov
- U.S. Department of Health and Human Services
- U.S. Armed Forces



State and Institutional Sources

- Texas Higher Education Coordinating Board: College For All Texans

[College for All Texans](#)

- College of Choice
Scholarships & Financial Aid

[Scholarships](#)



Typical On-line Scholarship Search

- <http://studentaid.gov/types/grants-scholarships/findingscholarships>
- Collegeboard.org
- CappexScholarships
- Bellvilleisd.org
- Never pay for scholarship searches
- Always use free searches!
- Other resources available



Typical On-line Scholarship Search

- Pay close attention to application deadlines
- Guidelines on when and how to apply
- Department of Labor scholarship search engine:

<http://www.careerinfonet.org/scholarshipsearch/ScholarshipCategory.asp?searchtype=category&nodeid=22>



Private Sources

- Foundations
- Community organizations and civic groups
- Religious or ethnicity-based organizations
- Organizations related to student's field
- Local businesses and employers

*Make sure to give scholarship checks to financial aid office.



WEBSITES ON FINANCIAL ASSISTANCE FOR COLLEGE

- www.collegeforalltexans.com
 - Comparison shopping
- www.everychanceeverytexan.org
 - Career choices and help with college expenses
- www.aie.org
 - College planning and scholarship search
- www.fafsa.ed.gov
 - Worksheets help with gathering information
- www.studentaid.ed.gov
 - Financial assistance with college
- www.fastweb.com
 - Scholarship search
- www.scholarshiphunter.com
 - Scholarship search
- www.cappex.com
 - Scholarship search
- www.scholarships.com
 - Scholarship search
- www.finaid.org
 - Financial planning for college



Don't Get Senioritis!

- Final transcripts are not sent until after graduation
- Send Blinn transcript to University you plan on attending
- Colleges can rescind offers of admissions
- Don't slack off!



